



US00D577062S

(12) **United States Design Patent**
Steiger

(10) **Patent No.:** **US D577,062 S**

(45) **Date of Patent:** **** Sep. 16, 2008**

(54) **COMPUTER PRINTER**

(76) Inventor: **Ben Steiger**, 2834 E. Blacklidge Dr.,
Tucson, AZ (US) 85716

(**) Term: **14 Years**

(21) Appl. No.: **29/286,215**

(22) Filed: **Apr. 26, 2007**

(51) **LOC (8) Cl.** **18-02**

(52) **U.S. Cl.** **D18/50**

(58) **Field of Classification Search** D18/4.4,
D18/36-39, 41, 50, 53, 54-55; D14/420,
D14/462-470; 400/613, 613.1-613.4, 690.1-690.4,
400/691-694

See application file for complete search history.

(56) **References Cited**

U.S. PATENT DOCUMENTS

D181,794 S *	12/1957	Hohmann	D18/54
D202,581 S *	10/1965	Simpson et al.	D18/36
D229,351 S *	11/1973	Zeuthen	D18/38
D263,831 S *	4/1982	Barbera et al.	D14/462
D290,258 S *	6/1987	Weisz et al.	D15/54
D315,360 S *	3/1991	Tokuda et al.	D18/54
D324,395 S *	3/1992	Dubson	D18/54
D328,469 S *	8/1992	Stilley	D18/53
D350,364 S *	9/1994	Kawashima et al.	D18/50
D363,734 S *	10/1995	Bianco et al.	D18/50

D432,563 S *	10/2000	Lin et al.	D18/50
D545,322 S *	6/2007	Hoshiya et al.	D14/462
2002/0141806 A1 *	10/2002	Endo et al.	400/693

* cited by examiner

Primary Examiner—Cathy Anne MacCormac
(74) *Attorney, Agent, or Firm*—Stoneman Volk Patent Group;
Martin L. Stoneman; Michael D. Volk, Jr.

(57) **CLAIM**

The ornamental design for a computer printer, as shown and described.

DESCRIPTION

FIG. 1 is a perspective view of a computer printer, showing my new design;

FIG. 2 is a top plan view thereof;

FIG. 3 is a front elevational view thereof;

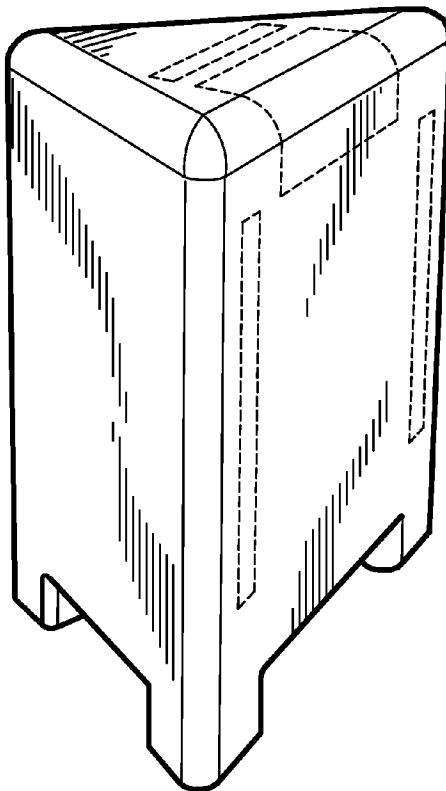
FIG. 4 is a bottom plan view thereof;

FIG. 5 is a rear elevational view thereof; and,

FIG. 6 is a left side elevational view thereof (and also a mirror image of the right side).

The portions of the computer printer shown in broken lines on FIGS. 1, 2, and 3 are for illustrative purposes only and form no part of the claimed design.

1 Claim, 3 Drawing Sheets



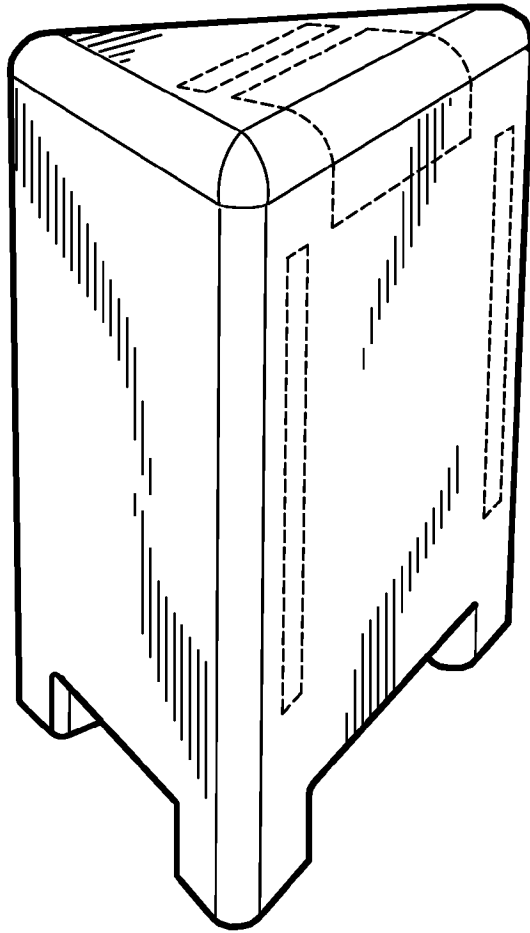


FIG. 1

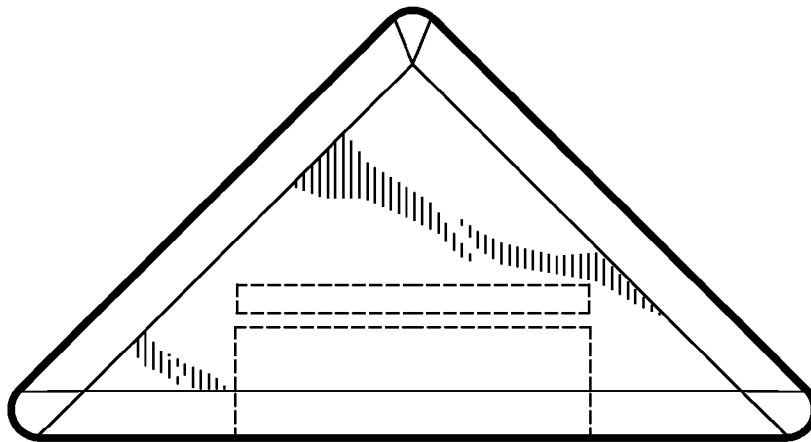


FIG. 2

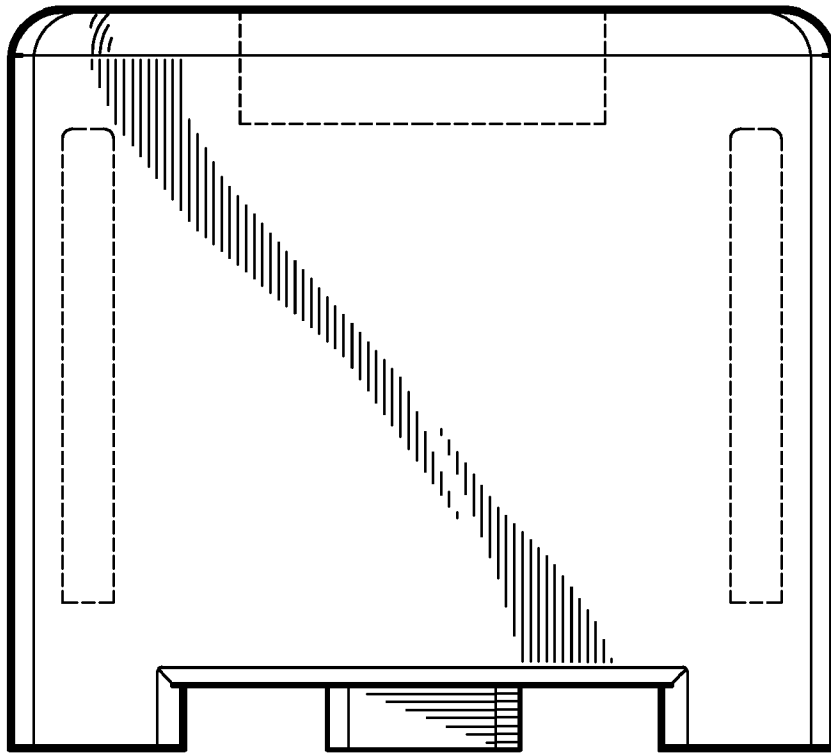


FIG. 3

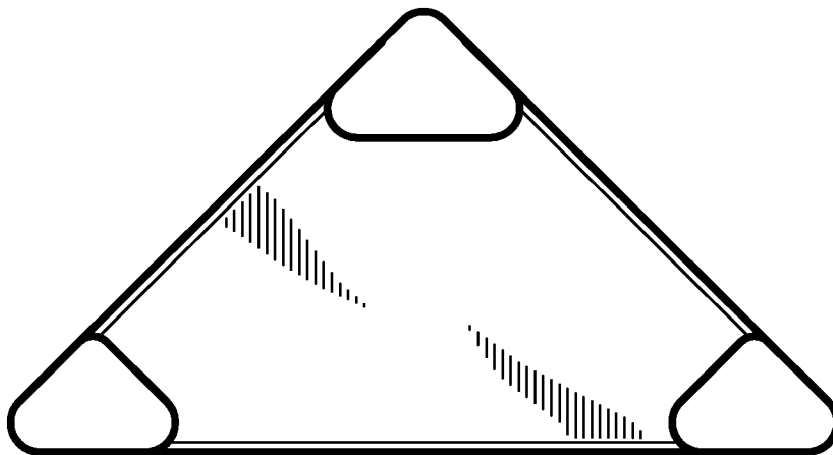


FIG. 4

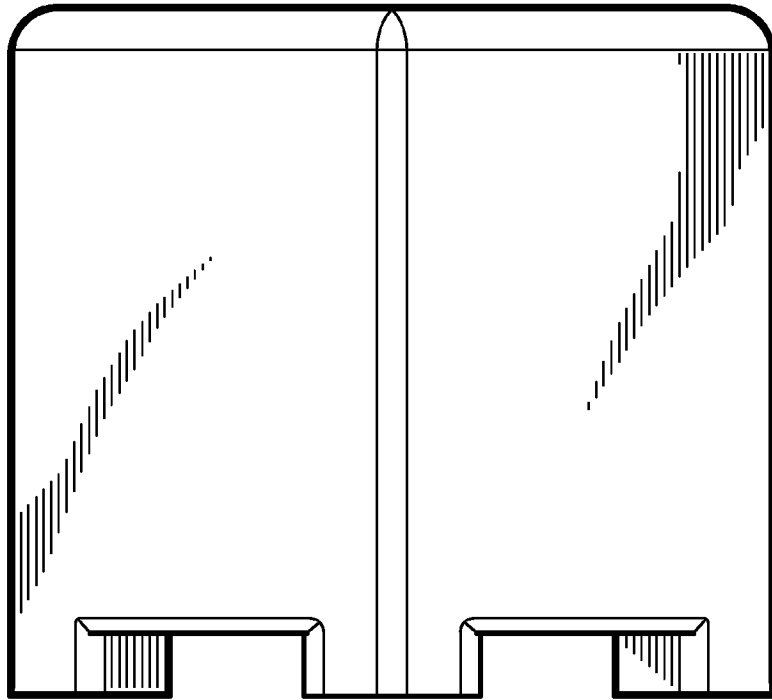


FIG. 5

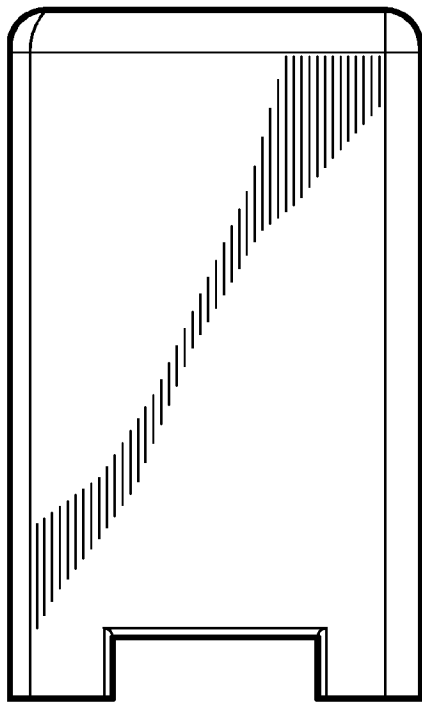


FIG. 6