



US00D522933S

(12) **United States Design Patent**
Monaghan

(10) **Patent No.:** **US D522,933 S**

(45) **Date of Patent:** **** Jun. 13, 2006**

(54) **INFANT GROUND TRAVERSAL SYSTEMS**

6,367,823 B1 4/2002 Miyagi
D472,187 S * 3/2003 Tomlinson D12/130
D497,845 S * 11/2004 Twigg D12/130

(76) Inventor: **Michael J. Monaghan**, 4461 N.
Launfal Ave., Phoenix, AZ (US) 85018

* cited by examiner

(**) Term: **14 Years**

Primary Examiner—Marcus A. Jackson
(74) *Attorney, Agent, or Firm*—Stoneman Law Offices,
Ltd.; Martin L. Stoneman

(21) Appl. No.: **29/227,270**

(22) Filed: **Apr. 7, 2005**

(57) **CLAIM**

(51) **LOC (8) Cl.** **12-12**

The ornamental design for “infant ground traversal systems”, as shown and described.

(52) **U.S. Cl.** **D12/130**

(58) **Field of Classification Search** D12/128–133;
135/66, 67, 72, 74; 297/5, 6; 280/47.3, 87.051,
280/755

DESCRIPTION

See application file for complete search history.

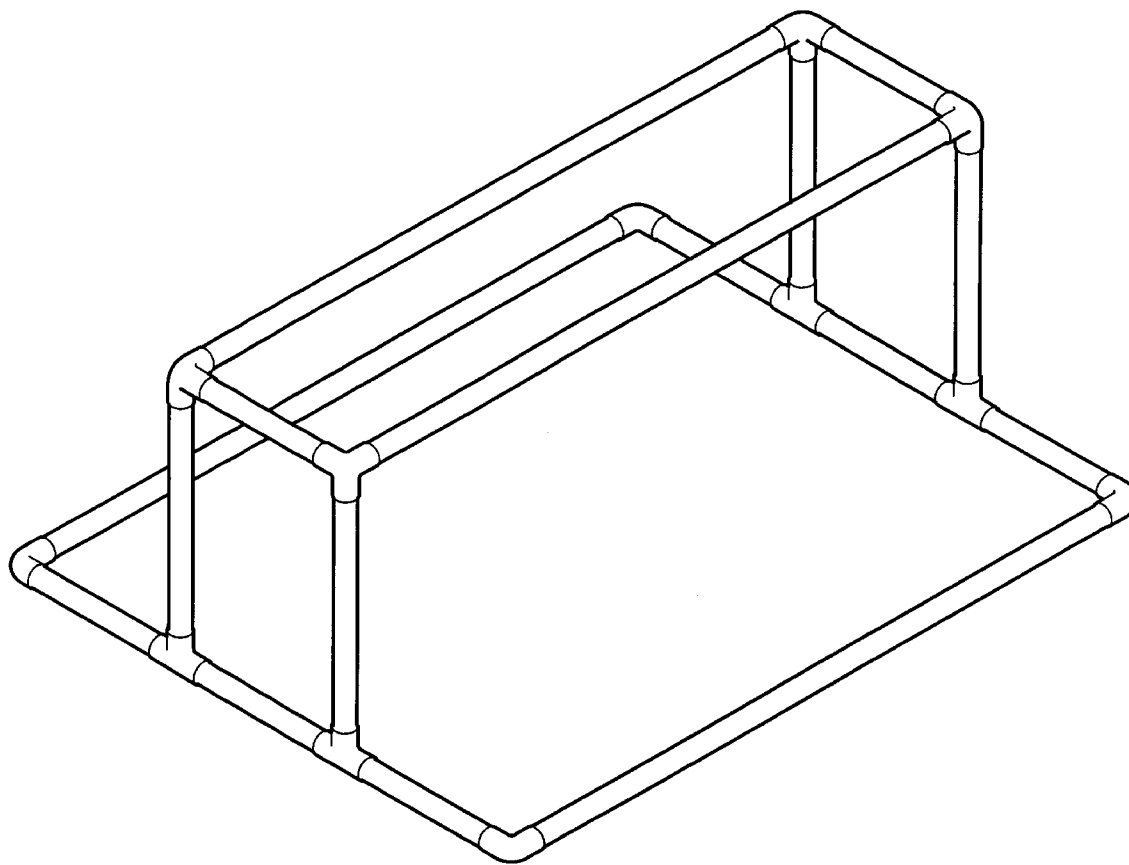
FIG. 1 is an enlarged perspective view of “infant ground traversal systems”, showing my new design;
FIG. 2 is a top plan view thereof;
FIG. 3 is an end elevational view thereof (and also a mirror image of the opposite end);
FIG. 4 is a bottom view thereof; and,
FIG. 5 is a right-side elevational view thereof (and also a mirror image of the left side).
The broken line showing of the environment surface is for illustrative purposes only and forms no part of the claimed design.

(56) **References Cited**

U.S. PATENT DOCUMENTS

761,514 A	5/1904	Leininger	
1,222,664 A	4/1917	Perna	
3,896,798 A	7/1975	Simon	
4,902,000 A	2/1990	Starks et al.	
D389,545 S	* 1/1998	Gertler D21/760
5,720,697 A	2/1998	Winkel	
5,865,450 A	2/1999	Ulrich	
6,168,548 B1	1/2001	Fleming	
6,352,234 B1	3/2002	Liu	

1 Claim, 3 Drawing Sheets



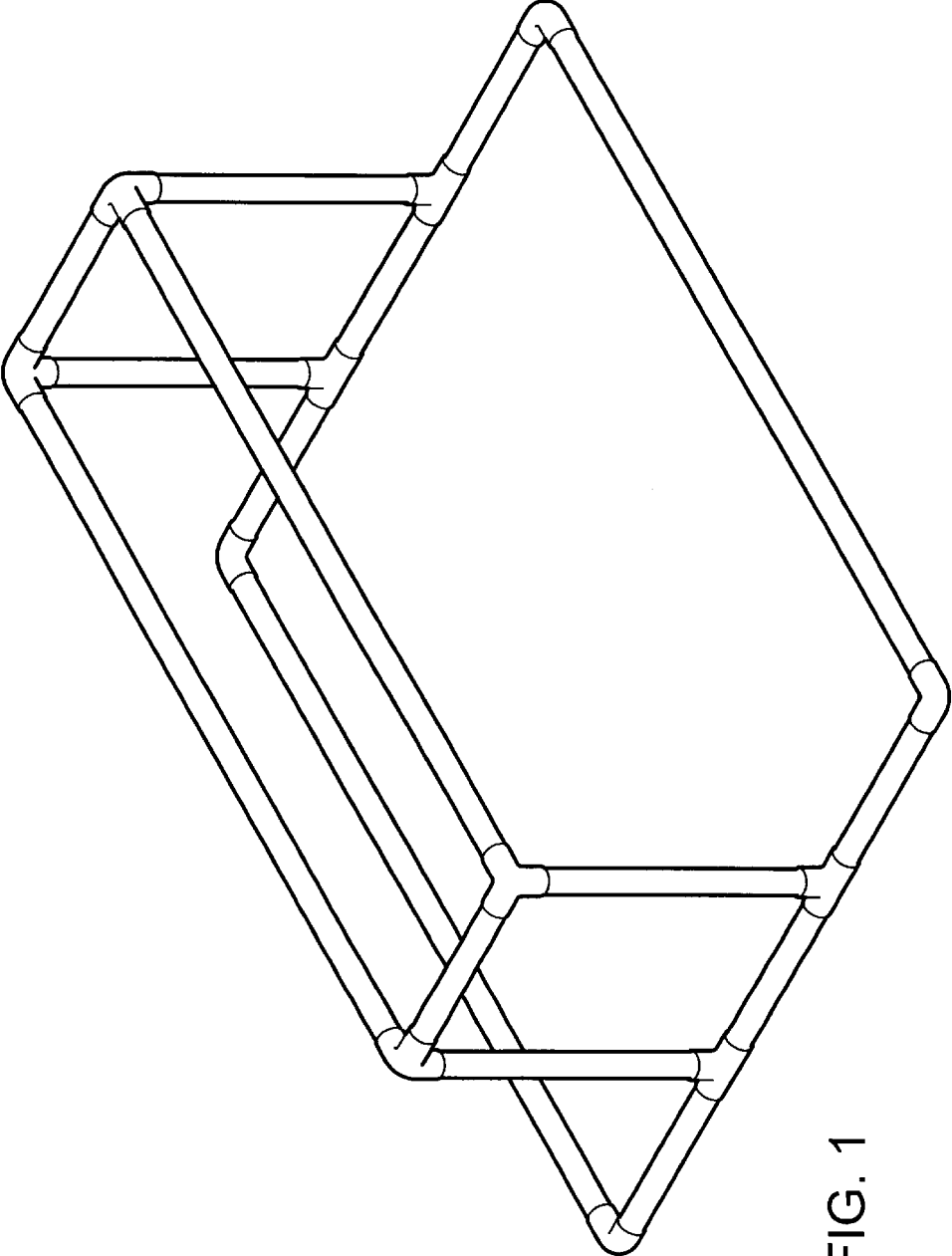


FIG. 1




FIG. 2




FIG. 3




FIG. 4




FIG. 5